




Black walnut and marble top counter with stainless steel panels



Solid Cherry edge detail and glass top with flush fitting.



## First Impressions | Receptions



The functional design of the counters can be enhanced with aesthetic features such as cones, light boxes, LED downlighters, veneer layout, and glass tops



HANDS reception counters consist of a range of modules which can be easily configured to be extremely functional and portray the appropriate corporate image. They can be designed to be very space effective lending themselves to buildings in expensive city centre developments. DDA compliant modules can also be incorporated as standard features. With a choice of edge profiles, glass, natural stone and over 80 different veneer combinations we can provide a suitable counter which meets the required aesthetics and that also balances with budgetary constraints.

Hands of Wycombe  
36 Dashwood Avenue  
High Wycombe, Bucks HP123DX  
T: 01494 524 222

Hands London Showspace  
26-27 Great Sutton Street  
Clerkenwell, London EC1V 0DS  
T: 020 7490 5722

[info@hands.co.uk](mailto:info@hands.co.uk)  
[www.hands.co.uk](http://www.hands.co.uk)

**HANDS**


**HANDS**

# First Impressions | Receptions

First Impressions is the definitive range of modular reception counters. It can be specified using either 30mm or 38mm thick tops with solid timber or lacquered mdf profiled edges. The result can give a solid or lighter look depending upon the edge design and veneer selected. It has an unrivalled flexibility of

design, with a vast choice of shape, size and module permutation lending itself to any number of layouts, creating an individual look and a strong corporate image. DDA modules can be easily and fluently added into the design layout.

Concave counter with intermediate light boxes in oak veneer



Multi height curved counter in cherry and maple veneer with glass tops



Curved counter in American black walnut veneer with inlay lines, glass logo panel and steel kick plate

Cherry veneered desk height counter, convex curve with DDA section



Rectilinear counter with inlaid logo and matching consol table in walnut veneer



Curved counter in contrasting maple and walnut veneer with green LED lighting